

January 2020



# CLEARGUARD ARMOR *Ceramics*

PRIVATE LABELING SERVICES



Call Toll Free  
1-800-220-3130  
Local SCRATCH-911  
(727) 282 4911

## *Stock Label Design Portfolio*

**Private Label Catalog**

**2020**

# *Just Starting Your Brand?*

*But you still want to Private Label?*

*Choose from our Pre-Designed Stock Labels  
for an affordable option to Private Label Design*

**WHY?**

- *Extremely Fast To Launch*
- *Choose Ready Designed Templates*
- *Many Bottles Many Designs*

## *Are You Ready?*

Pick Your Label - *let us complete your design*

Pick Your Bottle - *Color, size, top*

Order Your Private Label Products

Design Your Label

## Get Started Today!

**Visit Our Private Label Section**

**[ClearguardArmor.com/privatelabel.html](http://ClearguardArmor.com/privatelabel.html)**

Call Toll Free

**1-800-220-3130**

Local (727) 282-4911 (SCRATCH-911)

*FOR MORE INFORMATION ON OUR PRIVATE LABEL SERVICES*



## NUMBERING and SAVING Your LABELS To CGA SERVER

Once you are an approved PLS or PLDS you will receive your member number and access to the PLDS category as well as the upload area. Example: PLDS-1234  
NOTE\* PLS members do not need access to PLDS category.

You will be able to see all of your uploaded labels, add new labels and delete old labels.

NOTE\* It is unwise to delete labels that you used/ sold affixed to any product. These old labels can serve as a reference and even answer questions that past customers may have.

Since we create labels for each product the product number will be used in the naming of each label. The main identifier will be your PLS or PLDS number.

You will notice that every product is numbered (page 9): for example Liquid Steel is LSTC

Next is the size of the bottle it will be attached to.

1 ounce bottle: 01      NOTE\* We won't actually identify the actual bottle shape or color here.  
4 ounce bottle: 04  
8 ounce bottle: 08  
50ml Glass: 50G  
30ml Tall: 30T

And finally the iteration of the label. 01 is for the first label of all the markings that come before it. Let me explain, No matter how many changes you make to this label PLDS-1234-LSTC, these first two identifiers will always remain the same for that label.

If you change color, wording or any changes at all (excluding the product/date identifier printed on the label) then the 5<sup>th</sup> identifier would change each time. Change color -2, then change address -3....

Example: Naming Your Label  
PLDS-1234-LSTC-01-1

$$\underbrace{\text{PLDS}}_{1^{\text{st}}} - \underbrace{1234}_{2^{\text{nd}}} - \underbrace{\text{LSTC}}_{3^{\text{rd}}} - \underbrace{01}_{4^{\text{th}}} - \underbrace{1}_{5^{\text{th}}} \text{ Identifiers}$$

1 & 2 is your member/customer number  
3 identifies the product  
4 identifies the product size  
5 identifies total number of changes this label has had

NEXT PAGE: Sending To CGA Server.



## UPLOADING LABELS

First you must be logged in ([HERE](#))

Second you must be an approved PLS or PLDS

Go to [ClearGuardArmor store](#) and click on [Account](#) (top left), then Upload Labels, to gain access to your label storage.

(This is for labels, QR codes, UPC, Industry Badges and other items CGA will use to customize your label only. All other items will be deleted without notice)

If you already uploaded labels you will see them here.

To upload your label click “Add New” button at the top of the page.

You can drag and drop your labels or click “Select Files” to navigate to the files on your computer, then select the label(s) you wish to upload.

Your labels should already be named correctly before uploading.

Click on the label you uploaded and you will see this labels information.

In the Description box write your label identifier, the product and the bottle size:

EXAMPLE:

plds-1234-LSTC-01

**LABEL CHANGE CHARGES** (labels CGA has created)

Once labels have been processed and setup any changes will incur a small fee.

Phone, address, domain name are considered (1) one change. \$10 per label per occurrence

Major changes, resize, product name change, recolor are considered (1) one change.

\$10 per label per occurrence

Bullet points, badges, directions, warnings are considered (1) one change.

\$10 per label per occurrence.

If you have 3 labels that need an address change, 3 x \$10.

You must complete the label PLS/PLDS label form for every major change.

Go to the PLDS category and purchase x changes as needed.

My Parent label LCGA-01

Invoice # CGA-12345 (this invoice shows you used label # LCGA-001)

When ordering labels (using the same design as main label we will resize the label above)

You must complete the label creation form 5 times (one for each label)

Keep in mind each product can have different colors like shown in the label catalog LCGA-12, 13, 14, 15  
You can even request a different color by placing the RGB or CMYK color in the label creation form

**Label Sizes (1st number is Tall, 2nd is Wide)**

1oz: 1.5x3

4oz: 3x4

8oz 3x4, 4x5

30ml tall: 3x2.75

50ml glass: 2x4

Polish: 4x6

When CGA prints your standard BOPP labels on demand these are the finished sizes.

**If you Physically print your own labels each bottle type has max label size listed with it.  
If you design your own labels and CGA prints on demand for your orders,  
the label sizes must be as shown here and NOT max size..**

## **Sending Printed Labels To CGA:**

**Complete this form** once labels are printed, packaged, and have tracking number.

If PLS or PLDS would like to send printed labels into our facility for any of the products they wish to label, CGA will store your labels but will not be responsible for theft, loss or tracking of total labels used. We will do our best to apprise you of labels in low stock.

We can not guess if you will order 12 or 1000 of an item.

Each label will incur a storage fee of \$3 per month per label per 12x12 area, payable in yearly increments. Labels must be pre-cut to size, peel and stick in roll or sheet.

Each label is allowed up to 1 sq ft. (12x12x12)

We do not place multiple labels in one 12x12 area.

Each label for ease of picking and identification will occupy one 12x12 (1sq ft) area.

If customer would like labels returned they simply need to pay S&H.

We will invoice you the label storage fee after we receive your labels.

Labels should have at minimum the last 4 digits of your PL or PLDS # 1234.

(ex: 1234)

Optional date or additional identifier is helpful if you update a label you can specify exactly what label to use.

(ex: 1234-c5-01-**319**-1)

This will be printed in extremely small font on your label.

**\*NOTE:** CGA does not and is not responsible to provide legal advice about labels or any other matter. It is your sole responsibility to make sure all information required by law is included on your label. Our pre-designed labels are a basic starting point that include the required domestic address, phone number information.

# WE CREATE WE APPLY



# CLEARGUARD ARMOR *Ceramics*

## Label Sizes (1st number is Tall, 2nd is Wide)

1oz: 1.5x3

4oz: 3x4

8oz 3x4, 4x5

30ml tall: 3x2.75

50ml glass: 2x4

Polish: 4x6

When CGA prints your standard BOPP labels on demand these are the finished sizes.

- 1: Go to our on-line store, [label category](#) and choose “Main (Parent)” or “\*BUNDLE\*” Label Package since this is your first label. Pay for the labels you select and keep the inv number.
- 2: Complete this form once for each label you need. [click here](#)
- 3: After we receive your label order we will email you with any questions.

Prices may change without notice

If you would like CGA to design your label using one of our pre-designed templates, all labels are shown in the 2x4 size but can be selected for any size bottle.

NOTE\* the first label is \$45, each additional product label is \$20.

Example: you select 10 products, 5-c-line, 1-x1n, 1-x3n, 1-C&P, 1-SXWC, 1- CARB.

Using this one label template.

We will resize, replace the product name, tag-line, directions, etc to custom fit that product.

## BASIC GRAPHICS PACKAGE - \$45\*

The Basic Package Includes: Your first label.

A choice of one of our pre-designed label templates from this catalog.

Basic changes to fit the product.

We offer different Bundle packages.

An example of a bundle package:

Pick your main label from our label catalog.

Choose 5 products in any size (1, 4, 8oz, 50ml, 30ml tall)

We customize your label choice for each product.

We create 5 “Mockup” products on the bottles you choose.

Or Lets say you want a different look for your 60ml glass then the rest of your products.

Choose main parent label and as many child labels as you need.

Example: You pick cx18, cx3, cx5, AeroCoat, Boat/Rv GelCoat.

And you want the labels to have the same theme.

You choose one “Parent” label and 4 “child” labels to cover that product line.



## **What Changes Can I make to a label template I choose from the label catalog?**

Private label product name (that you provide) Ie: AeroCoat you rename to CeramaFly or whatever...

Your company name & address distribution information

Basic Warnings

Install Instructions

Logo that you provide

Bar code or QR code optional (that you provide)

RGB or CMYK color code

Product/Label Tracking/MFG number

(it is wise to have in fine print your PLS or PLDS number and product code. E.g. 1234-AC)

## **What Changes Are Made on Child Labels**

All of the above.

Each child label, \$20 per additional label size/product,

Mock-ups are \$15 extra for each size mockup

We can create a mock-up of this newly created label and place it on a bottle from our bottle catalog.

## **CUSTOM GRAPHICS PACKAGE - \$125\***

The Standard Package Includes:

A custom designed label (based on your provided logo and creative input)

2 hours Art Time\*\* (unlimited revisions within this art time)

Private label product name (that you provide)

Logo that you provide (must be high quality)

Your company name & address distribution information

Basic Warnings

Install Instructions

Bar code or QR code optional (that you provide)

1 (one) mockup bottle image of this label design, (1 product/1 angle)

Mock-ups are \$10 extra for each size mockup

\$20 per additional product label, \$20 per additional label size.

**\*EACH ADDITIONAL PRODUCT LABEL, USING ORIGINAL DESIGN, COSTS ONLY \$20**

**\*After label has been approved and there are further changes needed**

**we work at a rate of \$40.00 per hour. (quarter hour minimum)**

Please note we do not proof labels or check for any reason.

What you send we print.

If our graphic artist is creating your label and notices some misspelling,

or oddity we may try to contact you. If no response we will just continue forward.



# STANDARD BOTTLE SIZES



## CLEARGUARD ARMOR *Ceramics*

See bottle catalog for tops, colors & sizes.

2 x 4  
Glass 50ml



NOTE\* Keep text 1/8 inch from edge  
on all labels or it may get cut off.

3 x 1.5 (MAX: 3.75x1.65)  
Plastic 1 oz




3 x 4  
Plastic 4 oz  
Plastic 8 oz Fat



4 x 6"  
Plastic Black 8 oz  
Polish Only

Polish comes  
in this 8 oz  
black push down  
snap top.  
No other bottles  
are available.



2.75 X 3"  
Plastic 30ml Tall





# PRODUCT CHOICES



# CLEARGUARD ARMOR

## Ceramics

All labels are shown in the 2x4 size but can be selected for any size bottle.  
If you would like CGA to design your label using one of our pre-designed templates, we offer many choices in this Catalog to choose from.

NOTE\* if you are ordering this same product in different sizes,  
the first label is \$45, each additional resize of this label is \$20 per size.

\*EACH ADDITIONAL PRODUCT LABEL, USING ORIGINAL DESIGN, ONLY \$10 EACH

\*After label has been approved and there are further changes needed  
we work at a rate of \$40.00 per hour. (quarter hour minimum)

Products, Stick-Packs and Ala Carte Up Sells May Change for Latest  
Up To Date Prices and Versions see Our **Back end Products Catalog**.

## Product & Associated Bottle

## Product Order Number

if we change a product in anyway the  
number will change: LSTC2 etc...

Liquid Steel Top Coat  
1oz, 4oz, 8oz (spray)

LSTC

Clean & Prep  
10z, 4oz, 8oz (spray)

C&P

AeroCoat,  
Cx5,  
Cx3,  
Cx18,  
Boat/RV GelGuard  
50 ml Glass bottles (Drip Only)

AC  
C5  
C3  
C18  
BRVGG

Maintenance Spray -  
1oz, 4oz, 8oz Plastic (spray)

Mainx

x1 Nano -  
1oz, 4oz, 8oz Plastic (spray)

X1N

x3 Nano -  
1oz, 4oz, 8oz Plastic (spray)

X3N

Interior Seal -  
1oz, 4oz, 8oz Plastic (spray)

IS

ClearView Window Polish - (Not Sprayable)  
30ml Tall, 1oz,4,8 Plastic (drip top only)

CVWP

StormX Window Ceramic  
30ml Tall, 1oz,4,8 Plastic (drip top only)

SXWC

CarBra -  
30ml Tall, 1oz Plastic (drip top only)

CARB

Pro Polish - 8 ounce (comes in black only)

PP

## Stick-Pack Kits

CarBra - 1oz Stick pack kit  
(rag, bug scrubber, instructions)  
SPCB01

Clay Kit  
(2 pieces clay, rag, 1oz C&P, instructions)  
SPCK02

X1 Nano - 1oz Stick Pack Kit  
(30ml tall x1n, 30ml C&P, clay, rag, instructions)  
SPX103

X3 Nano - 1oz Stick Pack Kit  
(30ml tall x3n, 30ml C&P, clay, rag, instructions)  
PX304

NOTE\* all install instruction  
sheets are generic.  
No product names, no company names etc.

# DESIGN: Wicked Good



# CLEARGUARD ARMOR *Ceramics*

No matter the bottle, labels will be re-sized.  
There is limited space on the 1 ounce label so install instructions  
and warnings need to be precise.

LCGA-001

**INSTALL**

Clean surface of all wax, silicone & oils. Place 6-8 drops on applicator. Gently glide over 2'x2' area for 30 seconds for even coat. Wait 1 minute, (for flash) use micro-fiber cloth to lightly wipe off. When entire car is coated use clean micro-fiber towel and polish to a brilliant shine. This is a professional product you must read the entire install booklet.

PN0122012

**TRUE 9H 5 YEAR CERAMIC**

**PURE CURE CERAMIC**

**COMPANY NAME**

**PRECAUTIONS:**  
Keep out of reach of children.

Harmful if swallowed. May cause eye, skin or respiratory irritation.

**USE PROTECTIVE EQUIPMENT WHEN HANDLING.**

Your Co Name  
P.O. Box 555  
Tawanda, MI 34567  
(555) 123-1234

[www.My9HCeramic.com](http://www.My9HCeramic.com)

LCGA-002

Harmful if swallowed. May cause eye, skin or respiratory irritation.

**PRECAUTIONS:**  
Keep out of reach of children.

**USE PROTECTIVE EQUIPMENT WHEN HANDLING.**

Your Co Name  
P.O. Box 555  
Tawanda, MI 34567  
(555) 123-1234

PN0122012

**MATRIX Co.**  
Ceramic Product Distributors

**PRODUCT NAME-9H**

*Something Great*

**INSTALL**

Clean surface of all wax, silicone & oils. Place 6-8 drops on applicator. Gently glide over 2'x2' area for 30 seconds for even coat. Wait 1 minute, (for flash) use micro-fiber cloth to lightly wipe off. When entire car is coated use clean micro-fiber towel and polish to a brilliant shine. This is a professional product you must read the entire install booklet.

[www.My9HCeramic.com](http://www.My9HCeramic.com)

LCGA-003

**PRECAUTIONS:**  
Keep out of reach of children.

Harmful if swallowed. May cause eye, skin or respiratory irritation.

**USE PROTECTIVE EQUIPMENT WHEN HANDLING.**

Your Co Name  
P.O. Box 555  
Tawanda, MI 34567  
(555) 123-1234

PN0122012

**TRUE 5 YEAR CERAMIC**

9H Nano Ceramic Coating

**Clearguard ARMOR**

**CERAMA**

**eco**

• **Non-Toxic**  
• **Super-Phobic**  
• **Deep Gloss Shine**

Never Wax Again

**INSTALL**

Clean surface of all wax, silicone & oils. Place 6-8 drops on applicator. Gently glide over 2'x2' area for 30 seconds for even coat. Wait 1 minute, (for flash) use micro-fiber cloth to lightly wipe off. When entire car is coated use clean micro-fiber towel and polish to a brilliant shine. This is a professional product you must read the entire install booklet.

[www.My9HCeramic.com](http://www.My9HCeramic.com)

# DESIGN: Bizaro



# CLEARGUARD ARMOR Ceramics

LCGA-004

Harmful if swallowed.  
May cause eye, skin or respiratory irritation.

**PRECAUTIONS:**  
Keep out of reach of children.

**USE PROTECTIVE EQUIPMENT WHEN HANDLING.**

Clean surface of all wax, silicone & oils. Place 6-8 drops on applicator. Gently glide over 2'x2' area for 30 seconds for even coat. Wait 1 minute, (for flash) use micro-fiber cloth to lightly wipe off. When entire car is coated use clean micro-fiber towel and polish to a brilliant shine.  
This is a professional product you must read the entire install booklet.

PN0122012

## PRO9

### PROFESSIONAL CERAMIC

RV - WATERCRAFT - INDUSTRIAL

**CERTIFIED INSTALLER ONLY**

Your Co Name P.O. Box 555 Tawanda, MI 34567 (555) 123-1234 - [www.MyCeramic.com](http://www.MyCeramic.com)

LCGA-005

Harmful if swallowed.  
May cause eye, skin or respiratory irritation.

**PRECAUTIONS:**  
Keep out of reach of children.

**USE PROTECTIVE EQUIPMENT WHEN HANDLING.**

**Do Not Wax**

Your Co Name  
P.O. Box 555  
Tawanda, MI 34567  
(555) 123-1234

PN0122012

## AERO SHINE-9H

### PRO-CERAMIC

Something Great

*Developed Exclusively for Aircraft and Extreme Environments*

9H Nano Ceramic Coating.

Non-toxic  
Super Glossy  
UV Resistant

Clean surface of all wax, silicone & oils. Place 6-8 drops on applicator. Gently glide over 2'x2' area for 30 seconds for even coat. Wait 1 minute, (for flash) use micro-fiber cloth to lightly wipe off. When entire car is coated use clean micro-fiber towel and polish to a brilliant shine.  
This is a professional product you must read the entire install booklet.

[www.My9HCeramic.com](http://www.My9HCeramic.com)

LCGA-006

Harmful if swallowed.  
May cause eye, skin or respiratory irritation.

**PRECAUTIONS:**  
Keep out of reach of children.

**USE PROTECTIVE EQUIPMENT WHEN HANDLING.**

*No Need to ever wax again*

Your Co Name  
P.O. Box 555  
Tawanda, MI 34567  
(555) 123-1234

## PRODUCT NAME-9H

Something Great

**Why Matrix**

Superior shine & amazing paint protection in every bottle of 9H or we replace it FREE!

See our no questions Guarantee

9H Nano Ceramic Coating.

Non-toxic  
Super Glossy  
UV Resistant

Clean surface of all wax, silicone & oils. Place 6-8 drops on applicator. Gently glide over 2'x2' area for 30 seconds for even coat. Wait 1 minute, (for flash) use micro-fiber cloth to lightly wipe off. When entire car is coated use clean micro-fiber towel and polish to a brilliant shine.  
This is a professional product you must read the entire install booklet.

[www.My9HCeramic.com](http://www.My9HCeramic.com)

LCGA-007

Harmful if swallowed.  
May cause eye, skin or respiratory irritation.

**PRECAUTIONS:**  
Keep out of reach of children.

**USE PROTECTIVE EQUIPMENT WHEN HANDLING.**

**Do Not Wax**

Your Co Name  
P.O. Box 555  
Tawanda, MI 34567  
(555) 123-1234

## PRODUCT NAME-9H

### PRO-CERAMIC

Something Great

PN0122012

9H Nano Ceramic Coating.

Non-toxic  
Super Glossy  
UV Resistant

Clean surface of all wax, silicone & oils. Place 6-8 drops on applicator. Gently glide over 2'x2' area for 30 seconds for even coat. Wait 1 minute, (for flash) use micro-fiber cloth to lightly wipe off. When entire car is coated use clean micro-fiber towel and polish to a brilliant shine.  
This is a professional product you must read the entire install booklet.

[www.My9HCeramic.com](http://www.My9HCeramic.com)

# DESIGN: Old Web



# CLEARGUARD ARMOR Ceramics

NOTE\* dotted lines are just  
a place holder and will not  
be printed on label

LCGA-008

<b>INSTALL</b> Clean surface of all wax, silicone & oils. Place 6-8 drops on applicator. Gently glide over 2'x2' area for 30 seconds for even coat. Wait 1 minute, (for flash) use micro-fiber cloth to lightly wipe off. When entire car is coated use clean micro-fiber towel and polish to a brilliant shine. This is a professional product you must read the entire install booklet.	<ul style="list-style-type: none"><li>CustomText Here</li><li>CustomText Here</li><li>CustomText Here</li></ul> <div>100% Customer Satisfaction GUARANTEED</div> <div>CUSTOM TEXT</div> <div><b>PRODUCT NAME</b></div> <div>Custom Tagline Here</div> <div><div>CUSTOM TEXT HERE</div><div>CUSTOM TEXT HERE</div><div>FORMULATED &amp; BOTTLED IN U.S.A.</div></div> <div>WEBSITE.COM Address/PO BOX City, State Zip (555) 123-1234</div> <div>QR CODE</div>	<b>PRECAUTIONS:</b> Keep out of reach of children.  Harmful if swallowed. May cause eye, skin or respiratory irritation.  USE PROTECTIVE EQUIPMENT WHEN HANDLING.  PN0122012  mysku-001-23456
---	--	--

LCGA-009

<b>INSTALL</b> Clean surface of all wax, silicone & oils. Place 6-8 drops on applicator. Gently glide over 2'x2' area for 30 seconds for even coat. Wait 1 minute, (for flash) use micro-fiber cloth to lightly wipe off. When entire car is coated use clean micro-fiber towel and polish to a brilliant shine. This is a professional product you must read the entire install booklet.	<ul style="list-style-type: none"><li>CustomText Here</li><li>CustomText Here</li><li>CustomText Here</li></ul> <div>100% Customer Satisfaction GUARANTEED</div> <div>CUSTOM TEXT</div> <div><b>PRODUCT NAME</b></div> <div>Custom Tagline Here</div> <div><div>CUSTOM TEXT HERE</div><div>CUSTOM TEXT HERE</div><div>FORMULATED &amp; BOTTLED IN U.S.A.</div></div> <div>WEBSITE.COM Address/PO BOX City, State Zip (555) 123-1234</div> <div>QR CODE</div>	<b>PRECAUTIONS:</b> Keep out of reach of children.  Harmful if swallowed. May cause eye, skin or respiratory irritation.  USE PROTECTIVE EQUIPMENT WHEN HANDLING.  PN0122012  mysku-001-23456
---	--	--

LCGA-010

<b>INSTALL</b> Clean surface of all wax, silicone & oils. Place 6-8 drops on applicator. Gently glide over 2'x2' area for 30 seconds for even coat. Wait 1 minute, (for flash) use micro-fiber cloth to lightly wipe off. When entire car is coated use clean micro-fiber towel and polish to a brilliant shine. This is a professional product you must read the entire install booklet.	<ul style="list-style-type: none"><li>CustomText Here</li><li>CustomText Here</li><li>CustomText Here</li></ul> <div>100% Customer Satisfaction GUARANTEED</div> <div>Some text</div> <div><b>PRODUCT NAME</b></div> <div>Custom Tagline Here</div> <div><div>CUSTOM TEXT HERE</div><div>CUSTOM TEXT HERE</div><div>FORMULATED &amp; BOTTLED IN U.S.A.</div></div> <div>WEBSITE.COM Address/PO BOX City, State Zip (555) 123-1234</div> <div>QR CODE</div>	<b>PRECAUTIONS:</b> Keep out of reach of children.  Harmful if swallowed. May cause eye, skin or respiratory irritation.  USE PROTECTIVE EQUIPMENT WHEN HANDLING.  PN0122012  mysku-001-23456
---	--	--

LCGA-011

<b>INSTALL</b> Clean surface of all wax, silicone & oils. Place 6-8 drops on applicator. Gently glide over 2'x2' area for 30 seconds for even coat. Wait 1 minute, (for flash) use micro-fiber cloth to lightly wipe off. When entire car is coated use clean micro-fiber towel and polish to a brilliant shine. This is a professional product you must read the entire install booklet.	<ul style="list-style-type: none"><li>CustomText Here</li><li>CustomText Here</li><li>CustomText Here</li></ul> <div>100% Customer Satisfaction GUARANTEED</div> <div>CUSTOM TEXT</div> <div><b>PRODUCT NAME</b></div> <div>Custom Tagline Here</div> <div><div>CUSTOM TEXT HERE</div><div>CUSTOM TEXT HERE</div><div>FORMULATED &amp; BOTTLED IN U.S.A.</div></div> <div>WEBSITE.COM Address/PO BOX City, State Zip (555) 123-1234</div> <div>QR CODE</div>	<b>PRECAUTIONS:</b> Keep out of reach of children.  Harmful if swallowed. May cause eye, skin or respiratory irritation.  USE PROTECTIVE EQUIPMENT WHEN HANDLING.  PN0122012  mysku-001-23456
---	--	--



# DESIGN: Half & Half



# CLEARGUARD ARMOR Ceramics

LCGA-012

**INSTALL**

Clean surface of all wax, silicone & oils. Place 6-8 drops on applicator. Gently glide over 2'x2' area for 30 seconds for even coat. Wait 1 minute, (for flash) use micro-fiber cloth to lightly wipe off. When entire car is coated use clean micro-fiber towel and polish to a brilliant shine.

This is a professional product you must read the entire install booklet.

PN0122012

**eco** YOURLOGO

# PRODUCT NAME HERE

CUSTOM TAGLINE HERE

- Custom Text Here
- Custom Text Here
- Custom Text Here

9H CERAMIC

0 000000 000000

**PRECAUTIONS:**  
Keep out of reach of children.

Harmful if swallowed. May cause eye, skin or respiratory irritation.

USE PROTECTIVE EQUIPMENT WHEN HANDLING.

FORMULATED & BOTTLED U.S.A.

LCGA-013

**INSTALL**

Clean surface of all wax, silicone & oils. Place 6-8 drops on applicator. Gently glide over 2'x2' area for 30 seconds for even coat. Wait 1 minute, (for flash) use micro-fiber cloth to lightly wipe off. When entire car is coated use clean micro-fiber towel and polish to a brilliant shine.

This is a professional product you must read the entire install booklet.

PN0122012

**eco** YOURLOGO

# PRODUCT NAME HERE

CUSTOM TAGLINE HERE

- Custom Text Here
- Custom Text Here
- Custom Text Here

9H CERAMIC

0 000000 000000

**PRECAUTIONS:**  
Keep out of reach of children.

Harmful if swallowed. May cause eye, skin or respiratory irritation.

USE PROTECTIVE EQUIPMENT WHEN HANDLING.

FORMULATED & BOTTLED U.S.A.

LCGA-014

**INSTALL**

Clean surface of all wax, silicone & oils. Place 6-8 drops on applicator. Gently glide over 2'x2' area for 30 seconds for even coat. Wait 1 minute, (for flash) use micro-fiber cloth to lightly wipe off. When entire car is coated use clean micro-fiber towel and polish to a brilliant shine.

This is a professional product you must read the entire install booklet.

PN0122012

**eco** YOURLOGO

# PRODUCT NAME HERE

CUSTOM TAGLINE HERE

- Custom Text Here
- Custom Text Here
- Custom Text Here

9H CERAMIC

0 000000 000000

**PRECAUTIONS:**  
Keep out of reach of children.

Harmful if swallowed. May cause eye, skin or respiratory irritation.

USE PROTECTIVE EQUIPMENT WHEN HANDLING.

FORMULATED & BOTTLED U.S.A.

LCGA-015

**INSTALL**

Clean surface of all wax, silicone & oils. Place 6-8 drops on applicator. Gently glide over 2'x2' area for 30 seconds for even coat. Wait 1 minute, (for flash) use micro-fiber cloth to lightly wipe off. When entire car is coated use clean micro-fiber towel and polish to a brilliant shine.

This is a professional product you must read the entire install booklet.

PN0122012

**eco** YOURLOGO

# PRODUCT NAME HERE

CUSTOM TAGLINE HERE

- Custom Text Here
- Custom Text Here
- Custom Text Here

9H CERAMIC

0 000000 000000

**PRECAUTIONS:**  
Keep out of reach of children.

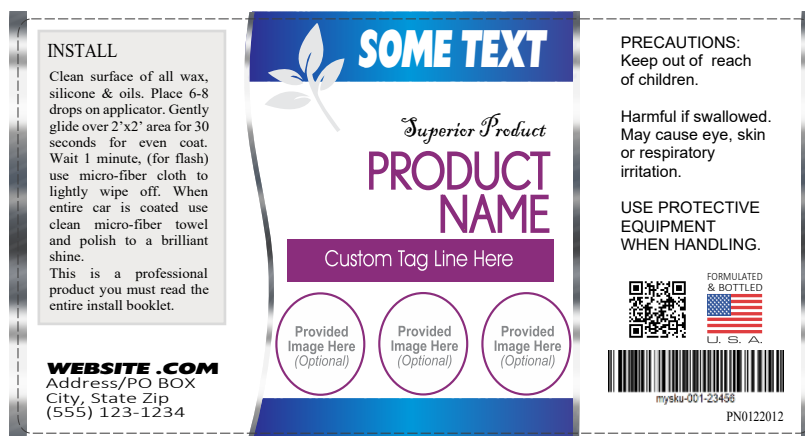
Harmful if swallowed. May cause eye, skin or respiratory irritation.

USE PROTECTIVE EQUIPMENT WHEN HANDLING.

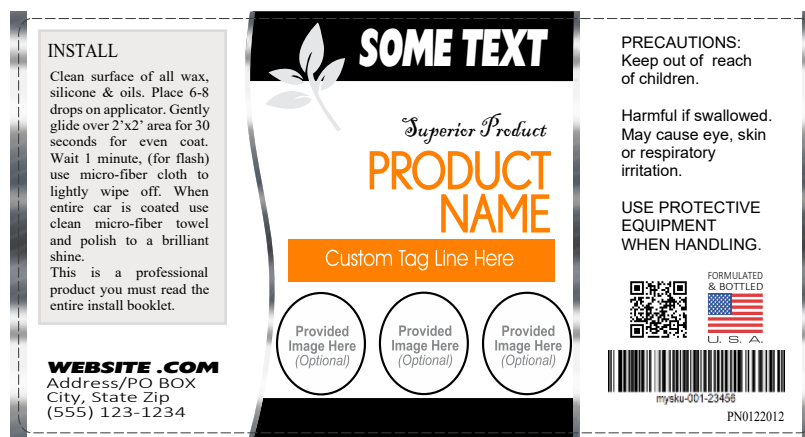
FORMULATED & BOTTLED U.S.A.

NOTE\* dotted lines are just  
a place holder and will not  
be printed on label

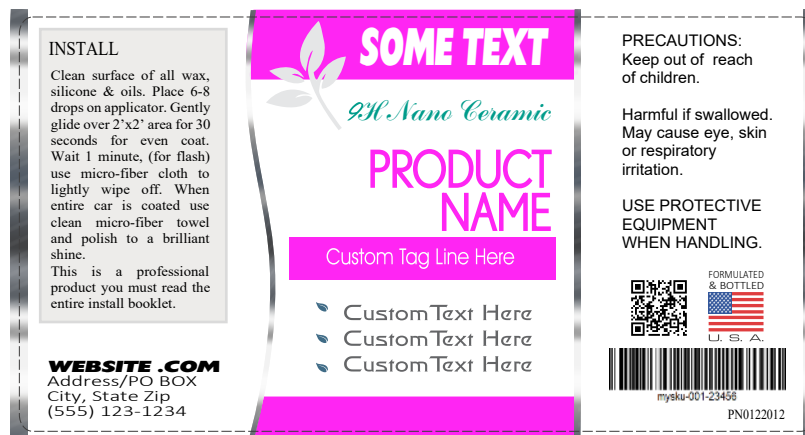
LCGA-016



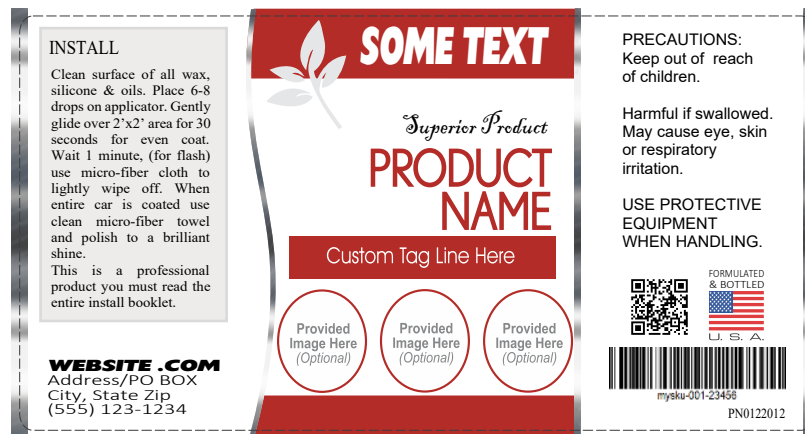
LCGA-017



LCGA-018



LCGA-019



# DESIGN: FORMULA



## CLEARGUARD ARMOR

### Ceramics

NOTE\* dotted lines are just a place holder and will not be printed on label

LCGA-020

**PRECAUTIONS:**  
Keep out of reach of children.

Harmful if swallowed.  
May cause eye, skin or respiratory irritation.

USE PROTECTIVE EQUIPMENT WHEN HANDLING.

PN0122012

**WEBSITE .COM**  
Address/PO BOX  
City, State Zip  
(555) 123-1234

**PRODUCT NAME HERE**

**CUSTOM TAGLINE HERE**

**BENEFITS**

- CustomText Here
- CustomText Here
- CustomText Here

*2H Nano Ceramic*

Clean surface of all wax, silicone & oils. Place 6-8 drops on applicator. Gently glide over 2'x2' area for 30 seconds for even coat. Wait 1 minute, (for flash) use micro-fiber cloth to lightly wipe off. When entire car is coated use clean micro-fiber towel and polish to a brilliant shine.

This is a professional product you must read the entire install booklet.

FORMULATED & BOTTLED

U.S.A.

mySKU-CC1-23456

LCGA-021

**PRECAUTIONS:**  
Keep out of reach of children.

Harmful if swallowed.  
May cause eye, skin or respiratory irritation.

USE PROTECTIVE EQUIPMENT WHEN HANDLING.

PN0122012

**WEBSITE .COM**  
Address/PO BOX  
City, State Zip  
(555) 123-1234

**PRODUCT NAME HERE**

**CUSTOM TAGLINE HERE**

**BENEFITS**

- CustomText Here
- CustomText Here
- CustomText Here

*2H Nano Ceramic*

Clean surface of all wax, silicone & oils. Place 6-8 drops on applicator. Gently glide over 2'x2' area for 30 seconds for even coat. Wait 1 minute, (for flash) use micro-fiber cloth to lightly wipe off. When entire car is coated use clean micro-fiber towel and polish to a brilliant shine.

This is a professional product you must read the entire install booklet.

FORMULATED & BOTTLED

U.S.A.

mySKU-CC1-23456

LCGA-022

**PRECAUTIONS:**  
Keep out of reach of children.

Harmful if swallowed.  
May cause eye, skin or respiratory irritation.

USE PROTECTIVE EQUIPMENT WHEN HANDLING.

PN0122012

**WEBSITE .COM**  
Address/PO BOX  
City, State Zip  
(555) 123-1234

**PRODUCT NAME HERE**

**CUSTOM TAGLINE HERE**

**BENEFITS**

- CustomText Here
- CustomText Here
- CustomText Here

*2H Nano Ceramic*

Clean surface of all wax, silicone & oils. Place 6-8 drops on applicator. Gently glide over 2'x2' area for 30 seconds for even coat. Wait 1 minute, (for flash) use micro-fiber cloth to lightly wipe off. When entire car is coated use clean micro-fiber towel and polish to a brilliant shine.

This is a professional product you must read the entire install booklet.

FORMULATED & BOTTLED

U.S.A.

mySKU-CC1-23456

LCGA-023

**PRECAUTIONS:**  
Keep out of reach of children.

Harmful if swallowed.  
May cause eye, skin or respiratory irritation.

USE PROTECTIVE EQUIPMENT WHEN HANDLING.

PN0122012

**WEBSITE .COM**  
Address/PO BOX  
City, State Zip  
(555) 123-1234

**PRODUCT NAME HERE**

**CUSTOM TAGLINE HERE**

**BENEFITS**

- CustomText Here
- CustomText Here
- CustomText Here

*2H Nano Ceramic*

Clean surface of all wax, silicone & oils. Place 6-8 drops on applicator. Gently glide over 2'x2' area for 30 seconds for even coat. Wait 1 minute, (for flash) use micro-fiber cloth to lightly wipe off. When entire car is coated use clean micro-fiber towel and polish to a brilliant shine.

This is a professional product you must read the entire install booklet.

FORMULATED & BOTTLED

U.S.A.

mySKU-CC1-23456



NOTE\* dotted lines are just a place holder and will not be printed on label

LCGA-024

INSTALL

Clean surface of all wax, silicone & oils. Place 6-8 drops on applicator. Gently glide over 2'x2' area for 30 seconds for even coat. Wait 1 minute, (for flash) use micro-fiber cloth to lightly wipe off. When entire car is coated use clean micro-fiber towel and polish to a brilliant shine. This is a professional product you must read the entire install booklet.

Your Company Distribution Info Here:  
COMPANY NAME  
ADDRESS/PO BOX/ or PHONE  
CITY, STATE, ZIP

9H CERAMIC

Provided Image Here (Optional)

YOURLOGO

PRODUCT NAME

CUSTOM TEXT HERE

CUSTOM TAGLINE HERE 50 ml

-CUSTOM TEXT HERE  
-CUSTOM TEXT HERE  
-CUSTOM TEXT HERE

PRECAUTIONS:  
Keep out of reach of children.

Harmful if swallowed. May cause eye, skin or respiratory irritation.

USE PROTECTIVE EQUIPMENT WHEN HANDLING.

PN0122012



FORMULATED & BOTTLED  
U.S.A.



mysku-001-23456

LCGA-025

INSTALL

Clean surface of all wax, silicone & oils. Place 6-8 drops on applicator. Gently glide over 2'x2' area for 30 seconds for even coat. Wait 1 minute, (for flash) use micro-fiber cloth to lightly wipe off. When entire car is coated use clean micro-fiber towel and polish to a brilliant shine. This is a professional product you must read the entire install booklet.

Your Company Distribution Info Here:  
COMPANY NAME  
ADDRESS/PO BOX/ or PHONE  
CITY, STATE, ZIP

9H CERAMIC

Provided Image Here (Optional)

YOURLOGO

PRODUCT NAME

CUSTOM TEXT HERE

CUSTOM TAGLINE HERE 50 ml


-CUSTOM TEXT HERE  
-CUSTOM TEXT HERE  
-CUSTOM TEXT HERE

PRECAUTIONS:  
Keep out of reach of children.

Harmful if swallowed. May cause eye, skin or respiratory irritation.

USE PROTECTIVE EQUIPMENT WHEN HANDLING.

PN0122012



FORMULATED & BOTTLED  
U.S.A.



0 000000 000000

LCGA-026

INSTALL

Clean surface of all wax, silicone & oils. Place 6-8 drops on applicator. Gently glide over 2'x2' area for 30 seconds for even coat. Wait 1 minute, (for flash) use micro-fiber cloth to lightly wipe off. When entire car is coated use clean micro-fiber towel and polish to a brilliant shine. This is a professional product you must read the entire install booklet.

Your Company Distribution Info Here:  
COMPANY NAME  
ADDRESS/PO BOX/ or PHONE  
CITY, STATE, ZIP

9H CERAMIC

Provided Image Here (Optional)

YOURLOGO

PRODUCT NAME

CUSTOM TEXT HERE

CUSTOM TAGLINE HERE 50 ml

-CUSTOM TEXT HERE  
-CUSTOM TEXT HERE  
-CUSTOM TEXT HERE

PRECAUTIONS:  
Keep out of reach of children.

Harmful if swallowed. May cause eye, skin or respiratory irritation.

USE PROTECTIVE EQUIPMENT WHEN HANDLING.

PN0122012



FORMULATED & BOTTLED  
U.S.A.



mysku-001-23456

LCGA-027

DIRECTIONS

Clean surface of all wax, silicone & oils. Place 6-8 drops on applicator. Gently glide over 2'x2' area for 30 seconds for even coat. Wait 1 minute, (for flash) use micro-fiber cloth to lightly wipe off. When entire car is coated use clean micro-fiber towel and polish to a brilliant shine. This is a professional product you must read the entire install booklet.

Your Company Distribution Info Here:  
COMPANY NAME  
ADDRESS/PO BOX/ or PHONE  
CITY, STATE, ZIP

9H CERAMIC

Provided Image Here (Optional)

YOURLOGO

PRODUCT NAME

CUSTOM TEXT HERE

CUSTOM TAGLINE HERE 50 ml

-CUSTOM TEXT HERE  
-CUSTOM TEXT HERE  
-CUSTOM TEXT HERE

PRECAUTIONS:  
Keep out of reach of children.

Harmful if swallowed. May cause eye, skin or respiratory irritation.

USE PROTECTIVE EQUIPMENT WHEN HANDLING.

PN0122012



FORMULATED & BOTTLED  
U.S.A.



mysku-001-23456

# DESIGN: Badge

# CLEARGUARD ARMOR



NOTE\* dotted lines are just a place holder and will not be printed on label

LCGA-028

**INSTALL**

Clean surface of all wax, silicone & oils. Place 6-8 drops on applicator. Gently glide over 2'x2' area for 30 seconds for even coat. Wait 1 minute, (for flash) use micro-fiber cloth to lightly wipe off. When entire car is coated use clean micro-fiber towel and polish to a brilliant shine. This is a professional product you must read the entire install booklet.

Your Company Distribution Info Here:  
COMPANY NAME  
ADDRESS/PO BOX/ or PHONE  
CITY, STATE, ZIP

YOUR LOGO

*Superior Product*

PRODUCT NAME

Custom Tag Line Here

**PRECAUTIONS:**  
Keep out of reach of children.

Harmful if swallowed. May cause eye, skin or respiratory irritation.

**USE PROTECTIVE EQUIPMENT WHEN HANDLING.**

PN0122012

mysku-001-23456

0 000000 000000

LCGA-029

**INSTALL**

Clean surface of all wax, silicone & oils. Place 6-8 drops on applicator. Gently glide over 2'x2' area for 30 seconds for even coat. Wait 1 minute, (for flash) use micro-fiber cloth to lightly wipe off. When entire car is coated use clean micro-fiber towel and polish to a brilliant shine. This is a professional product you must read the entire install booklet.

Your Company Distribution Info Here:  
COMPANY NAME  
ADDRESS/PO BOX/ or PHONE  
CITY, STATE, ZIP

YOUR LOGO

*Superior Product*

PRODUCT NAME

Custom Tag Line Here

**PRECAUTIONS:**  
Keep out of reach of children.

Harmful if swallowed. May cause eye, skin or respiratory irritation.

**USE PROTECTIVE EQUIPMENT WHEN HANDLING.**

PN0122012

mysku-001-23456

0 000000 000000

LCGA-030

**INSTALL**

Clean surface of all wax, silicone & oils. Place 6-8 drops on applicator. Gently glide over 2'x2' area for 30 seconds for even coat. Wait 1 minute, (for flash) use micro-fiber cloth to lightly wipe off. When entire car is coated use clean micro-fiber towel and polish to a brilliant shine. This is a professional product you must read the entire install booklet.

Your Company Distribution Info Here:  
COMPANY NAME  
ADDRESS/PO BOX/ or PHONE  
CITY, STATE, ZIP

YOUR LOGO

*Superior Product*

PRODUCT NAME

Custom Tag Line Here

**PRECAUTIONS:**  
Keep out of reach of children.

Harmful if swallowed. May cause eye, skin or respiratory irritation.

**USE PROTECTIVE EQUIPMENT WHEN HANDLING.**

PN0122012

mysku-001-23456

0 000000 000000

LCGA-031

**INSTALL**

Clean surface of all wax, silicone & oils. Place 6-8 drops on applicator. Gently glide over 2'x2' area for 30 seconds for even coat. Wait 1 minute, (for flash) use micro-fiber cloth to lightly wipe off. When entire car is coated use clean micro-fiber towel and polish to a brilliant shine. This is a professional product you must read the entire install booklet.

Your Company Distribution Info Here:  
COMPANY NAME  
ADDRESS/PO BOX/ or PHONE  
CITY, STATE, ZIP

YOUR LOGO

*Superior Product*

PRODUCT NAME

Custom Tag Line Here

**PRECAUTIONS:**  
Keep out of reach of children.

Harmful if swallowed. May cause eye, skin or respiratory irritation.

**USE PROTECTIVE EQUIPMENT WHEN HANDLING.**

PN0122012

mysku-001-23456

0 000000 000000



NOTE\* dotted lines are just a place holder and will not be printed on label

LCGA-032



LCGA-033



LCGA-034



LCGA-035







NOTE\* dotted lines are just a place holder and will not be printed on label

LCGA-136

**WARNING: DANGER**  
May cause genetic defects. Harmful if swallowed. May cause eye, skin or respiratory irritation.

**Precautionary Statements**  
If medical advice is needed, have product container or label at hand. Keep out of reach of children Read label before use. Do not handle until all safety precautions have been read and understood. Wash hands thoroughly after use. Wear protective gloves/ protective clothing/ eye protection/ face protection. Do not eat, drink or smoke when using this product. Store locked up. Dispose of contents/ container in accordance with local/ regional/ national/ international regulations.

Our products are formulated, tested and bottled in the USA.

**MADE IN USA**

POLISH

DEEP-SHINE  
POLISH

■ Improves Depth

■ Gloss Enhancing

■ Swirl Remover

■ No Silicone

■ No Fillers

■ No Waxes

For Professional Use Only!

PN0122012 Shake before use

**FIRST AID:**  
IF SWALLOWED: rinse mouth. Do not induce vomiting. Drink 2 glasses of water. If irritation persists, seek medical attention. If inhaled, move to fresh air. If breathing remains difficult, seek medical attention. If on skin wash with soap and water. If irritation persists, seek medical attention.

IF IN EYES, flush eyes with large amounts of water for several minutes. Get medical attention

mysku-001-23456

**WEBSITE.COM**  
Address/PO BOX  
City, State Zip  
(555) 123-1234

LCGA-137

**WARNING: DANGER**  
May cause genetic defects. Harmful if swallowed. May cause eye, skin or respiratory irritation.

**Precautionary Statements**  
If medical advice is needed, have product container or label at hand. Keep out of reach of children Read label before use. Do not handle until all safety precautions have been read and understood. Wash hands thoroughly after use. Wear protective gloves/ protective clothing/ eye protection/ face protection. Do not eat, drink or smoke when using this product. Store locked up. Dispose of contents/ container in accordance with local/ regional/ national/ international regulations.

Our products are formulated, tested and bottled in the USA.

**MADE IN USA**

POLISH

DEEP-SHINE  
POLISH

■ Improves Depth

■ Gloss Enhancing

■ Swirl Remover

■ No Silicone

■ No Fillers

■ No Waxes

For Professional Use Only!

PN0122012 Shake before use

**FIRST AID:**  
IF SWALLOWED: rinse mouth. Do not induce vomiting. Drink 2 glasses of water. If irritation persists, seek medical attention. If inhaled, move to fresh air. If breathing remains difficult, seek medical attention. If on skin wash with soap and water. If irritation persists, seek medical attention.

IF IN EYES, flush eyes with large amounts of water for several minutes. Get medical attention immediately.

mysku-001-23456

**WEBSITE.COM**  
Address/PO BOX  
City, State Zip  
(555) 123-1234

ClearGuardArmor.com | 2398 Commercial Way Unit 248 Spring Hill, Florida 34606 | Toll Free: 800-220-3130 | Local: SCRATCH-911 (727-282-4911) | Questions@ClearGuardArmor.com